



Bay Area Waterski Club

Flat Water Times

Delta Tunnels Update:
savethedelta.org

Badal's H2O Ski Center
925-997-9914
e-mail skibadal@aol.com

Oct/Nov 2019

Upcoming Events



12/14 - Holiday Party

Message from the Board

by Mark Frazier, 2019 BAWSC Member

Malibu Loudon Visit 2.0!

Ahh, don't you just love the smell of a new boat? The fiberglass resins off-gassing. . . the marine naugahyde!

While this article **might sound like déjà vu** all over again (as one yogi put it), I assure you **it is not**.

As some of you may know, I sold my 2013 Malibu and **bought a new 2019 Malibu 20 VTX**. Some may ask why? Some may say "you're crazy". I say I did it because it was worth it to me. Besides the old boat had too much red.

When I placed my order, I planned to go to **Loudon, Tennessee to see it get built**. And I did! The last time I visited was four years ago when my son-in-law's boat was built. That was so cool that I wanted to do it again.

My new boat had a spray date of June 10th. The spray date is the date when the gel and fiberglass are sprayed into the mold. June 10th was a Monday, and my buddy and I flew to Tennessee while the gel spray and fiberglass layup were taking place. Not too exciting here. Kind of like watching paint dry.

On Tuesday morning, we went to the factory and met up with Dan, the tech-support rep for the West Coast. He told me he personally wanted to take me on the "tour". **This was the tour-on-steroids** as we spent most of the morning doing the standard tour. Then we got the personal version.

When we first arrived at the factory, we **identified my boat build number**. This number allowed us to find the

Contents

2019 Officers / Directors	P. 3
Holiday Party	P. 6
Past Events	P. 7- 12
CA Boater's Card Class	P. 13
Tidbits:	P. 14 - 15
Ads/B'days	P. 16 - 20
Calendar	P. 21 - 22
On-line Application	P. 23 - 25

**New 2019 Calendar on
Pages 21 - 22**

Message from Board (con't)

By Mark Frazier, 2019 BAWSC Board Member

components of my boat as we went through the assembly line. We arrived just in time to watch the hull pieces come out of the molds. I was asked if I wanted to pound the wedges that are used to pop the lower hull out of the mold. I declined. If something went wrong, I didn't want to be responsible. We watched as the experts pounded away and **within a few moments the hull popped out of the mold and the rest of the build began.**

After the lower half of the hull was popped from the mold, it was mated with the top half to make sure it fit, and the color scheme line up. From there it went **fiberglass trim.** We couldn't go in there because there was too much fiberglass dust in the air, thus too hazardous. So, we visited the **upholstery and wiring stations and saw how those operations were performed.** As we made our way around, we kept an eye out for my build number. Occasionally we would find components staged (like ballast tanks, flooring pieces, stereo amps, etc.).

After lunch we visited the **Trailer Build facility.** Malibu makes their own trailers. We saw how that process worked. I asked where my trailer was and was told it was all over the place. In other words, it had yet to be built. This was about 2 pm on Tuesday. (On Wednesday morning as we passed the trailer build plant, my shiny red trailer was sitting out front. **Twelve hours prior, it didn't exist!**)



Next we went to the **Engine Build building.** Malibu now builds (marinizes) their own engines. I was very **impressed with the process and it relieved my concerns about Malibu building engines.** However, for 2019, the VTX and Response models were powered by PCM engines. So, I didn't get one of these new awesome power plants. I'm not complaining about my PCM as it is a great motor.

After the Engine Plant Tour, we went back to **the main factory to see how the build was progressing.** My boat already had the underwater rigging completed (rudder, prop shaft, prop, track fins) and was moving down the assembly line. We then went out to the engine staging area and found my engine. . . still shrink wrapped on a pallet. That was the end of our day on Tuesday.

Message from Board (con't)

By Mark Frazier, 2019 BAWSC Board Member

Wednesday morning, we returned to the factory to see how the build was progressing. The top and bottom of the boat hulls were now mated, and the ballast tanks and dash were being installed. Wiring was already in place. The interior was coming together.

For the afternoon, we visited [Protomet Engineering \(PTM\)](#) which makes all the machined aluminum parts for the boat (except the base tower which is made by Malibu). These parts include grab handles, glove box door, instrument housings, wakeboard racks, and more. This was a very interesting process to watch. Highly automated. (Btw, they make Mastercraft parts too).



We returned to the factory in the afternoon to see which stage the build was at and by then the engine and seats were installed. We were told to be at the factory by 8 am on Thursday. The boat was scheduled for the [Lake Test!](#)

On Thursday morning, we arrived at 8 am and were escorted to the launch ramp. The factory is on the Tennessee river. We watched as my boat was taken down the launch ramp and “baptized in the water.” It was hard to image that *three days earlier the boat was in a 55-gallon drum of gel coat, a roll of fiberglass, and hundreds of other parts and now it was running up and down the river being put to the test.*

After the Lake Test, we went over to [OJ Props, the propeller manufacture](#). They are right across the street from the Malibu factory. We met with Eric Johnson, fourth-generation Johnson. He personally gave a tour of how a prop is made, from a raw brass bar, to casting, to CNC machining, to hand balancing, to shipping. Extremely interesting!

After OJ Props, we went around the corner to [Apex Canvas, the people who make the bimini](#). Tim Hamilton, the owner gave us a personal tour of how a bimini is built. Again, very interesting!

We then returned to the factory to find my boat in final prep. Decals and emblems are installed here, as well as snap in carpet gunnel protection, etc. The only thing we didn't get to see was the shrink-wrap process for shipping. That took place on Monday (Malibu does not work Friday, Saturday, or Sunday). On Monday, the boat was shrink-wrapped and put on a trailer for shipping to California. We left Tennessee on Friday.

Message from Board (con't)

By Mark Frazier, 2019 BAWSC Board Member

On Thursday late morning, *my boat arrived at my dealer, Sporting Edge in Antioch, a day ahead of schedule.*



To keep the interesting memories alive of my boat being created, I ordered the Malibu “Life Without Limits” hardbound photo album of my boat build. It documented everything I just described in words and pictures. I’m even in some of the photos, to boot!

If you ever get the chance to visit a boat factory, I would highly recommend it. It is a very cool experience!



Mark Frazier, 2019 BAWSC Board Member

2019 Officers and Directors




Elected Officers



Karl Smith
President



Larry Ligon
Vice President



Darcy Murray
Treasurer




Kathy Brewington
Secretary

Board Members



Gwen Cauthren
Membership Chair



Chris Feduniw
Webmaster



Lynette Wong
Newsletter Editor



Mark Frazier



Susan Schmidt



David Victor

Special Committees:

Flat Water Times Editor: Lynette Wong

Webmaster: Chris Feduniw

Upcoming Events



Saturday, December 14!



Annual BAWSC Holiday Party!

Hard to believe the holiday season is already upon us!

So, join us for our annual **BAWSC Holiday party** at the beautiful home of Chris and Indie Feduniw. This event is always well attended by our members sporting dressy attire...no flip-flops or board shorts, please!

If you are interested in assisting with clean-up, please contact Susan Schmidt or Karl Smith (see below).



LOCATION: Chris and Indie Feduniw's Home
1591 Aria Court
Livermore, CA 94550

DATE: Saturday, December 14, 2019

TIME: 6:00 pm to 10:00 pm

COST: \$10 per person (non-refundable)
A single member may bring a guest/significant other for the same low member price of \$10.00.

Tentative Menu:

Appetizers, stuffed turkey breast, spiral ham, creamed spinach, Asian salad, corn pudding, scalloped potatoes, apple pie, pumpkin pie and non-alcoholic beverages will be provided.

Feel free to bring your favorite adult beverage.

Hurry and Rsvp by Saturday, December 7

Checks payable to BAWSC

Send to:

Susan Schmidt
570 Brookfield Drive
Livermore, 94551

Event Coordinators: *Susan Schmidt*, sunbumsue1@comcast.net
Karl Smith, kjsmythe@comcast.net

Past Events

September 7: California Pro-Am Slalom Ski Tournament

Article & photos by Larry Ligon, 2019 BAWSC Vice President

BAWSC Members Support the 2019 California Pro-Am Slalom Ski Tournament and Witness World-Class Competitive Action

BAWSC members had the double pleasure of handling dock-starting duties at the **September 7** Pro-Am preliminaries and enjoying watching and mingling with the sport's top athletes like **Will Asher (England)**, **Freddie Winter (England)**, **Thomas DeGasperi (Italy)**, **Nick Parsons**, **Nate Smith**, **Manon Costard (France)**, **Karen Truelove**, **Whitney McClintock (Canada)**, **Regina Jaquess**, **Makayla Haw**, **Brooke Baldwin** and *22 other renowned pros skiers plus 46 amateurs*. These amazing athletes skied head-to-head for cash awards and world records at the pristine **Diablo Shores** local ski site in **Brentwood**.



Thanks to members Darcy Murray, Mark Frazier, Clay Simmons, Chris Feduniw, Lee-Ann Kennedy, Eric Johnson, Gwen Cauthren and yours truly for their enthusiastic *dock-starting* efforts.

The *BAWSC dock-starting contributions were clearly appreciated* by the competitors as exemplified by their many expressions of thanks during the competition and the public appreciation of BAWSC support mentioned by both the PA and webcast announcers. *Greg and Debbie Badal* also expressed their thanks and appreciation to the invited dock starters at the *Saturday night competitor's dinner*.

Past Events

September 7: California Pro-Am Slalom Ski Tournament

Article & photos by Larry Ligon, 2019 BAWSC Vice President

Recap of Sunday's final Pro-Am results:

Nate Smith and **Canada's Steven Neveu** competed head-to-head in the finals of this year's **Open Men's slalom contest**. **Nate convincingly won** with a score of ½ buoy at 43 ft. off the 75 ft. line compared to Steven's ½ buoy at 41 ft. off the rope.

The **Open Women slalom finals** ended with an exciting duel with **Regina Jaquess** rounding 2 buoys at 41 ft. off the rope for *first place* to **beat Canada's Whitney McClintock** who ran 3 balls at 39.5 ft. off for second place.



Regina Jaquess showing her typical short-line, water-hugging buoy turn



Nate Smith running 41 off by turning the buoy near the centerline of the boat with most of his ski in the water and perfect body lean

Past Events

September 14: Watersports Day

Article by Tracy Fallon, Co-Chair; Photos by Karryl Turney

The waterski season is coming to a close as this is the second to last waterski event of the year. Bay Area Water Ski Club members, however, were still heading out on the water! We were looking forward to Fall skiing which brings less traffic and smoother water. On **Saturday, September 14**, twelve very dedicated BAWSC members met up at Orwood Resort and Marina along with 3 boats. We were happy to have the opportunity to ski with any of the **boat captains: Chris Feduniw, Steven Monroe and Walt Schmidt.**

As we eagerly headed out for our morning runs, my boat captain slowed to a stop right past the bridge and asked, “Who’s first?” As we took turns skiing, we were able to see the other two boats going by with skiers shooting nice beautiful sprays. I thought it was really cool to watch other club members skiing on other boats as well as the folks in our boat. It was also a treat to see **a long-time member’s son performing some cool tricks on his wakeboard . . .** a very talented young man!

After some fun morning runs, the boats returned to Orwood Marina around 12:30 for lunch. Everyone enjoyed just chilling and chatting about family, work, skiing, etc., and whatever else came up. I must say, our club has some very nice folks in it! After we all finished lunch, our three boats headed back out to the same slough we had skied that morning. Although Mother Nature wasn’t quite as cooperative giving us glassy water, we all had a great time, nonetheless. **Chris** was able to **get in an epic run** and said, *“That was my best of the day!”* He also **“went to the dark side”** and **displayed his wakesurfing talents**, showing us how it’s really done. I’m telling ya . . . it’s not as easy as it looks! Luckily, I popped up on my first attempt, and we all had a lot of fun giving it a try. **Thank you for teaching us, Chris!**



Like mother **Karryl Turney**, like son, **Tom Turney.**



Captain Walt Schmidt giving some sound waterskiing advice to **Joel** and **son, Pierce**



Cool View from another BAWSC boat capturing **Captain Chris!**

Past Events

September 14: Watersports Day

Article by Tracy Fallon, Co-Chair; Photos by Karryl Turney

Around 4 pm, everyone was pretty tuckered out and didn't want to overdo it, so we headed back to the marina to clean up the boats.



New Dad, **Tom Turney**: Skier Extraordinaire!

A huge thank you goes out to the boat owners for volunteering to bring their boats to the event. Your generosity is very much appreciated!

Also, *another huge thank you to Lynette Wong for training me on the whole "co-chair" thing.* Btw, I would like to make mention that the people behind the scenes running the events and sitting on the Board spend an enormous amount of their personal time keeping this club running smoothly. As a co-chair for this event, I realized just how much time goes into each part of the planning process. **Kudos to all the BAWSC volunteers!**

I am personally looking forward to 2020 BAWSC Season and this year I would like to try skiing the buoys at the Slalom Ski Clinic! All "two" of them! LOL!



New member, **Steve Monroe**, rips it up!

Past Events

October 6: Last Watersports Day of the Season was also a Day of Firsts!

Article & photos by Chris Feduniw, Webmaster and 2019 Board Member

The **final watersports event of 2019** took place on **Sunday Oct. 6, 2019 at Orwood Resort.**

Mother Nature greeted us in the morning with cool air temperature and water temperature of 60-degrees with no wind. **Fourteen people boarded three boats** and promptly departed at 9:30 am to begin our skiing and boarding adventures for the day.

Each boat headed a different direction and when we returned for lunch, **everyone reported they found great water and got in some great runs.** This was welcomed news as we were a little cocerned *how many boats would be in the sloughs as Fun & Sun Water Ski Club's event was also happening at Orwood that day with 25 people.* To our delight, F&S headed towards Union Point, and we never crossed their boat wakes.

In addition to this relief, the **afternoon warmed up into the 80's with No Wind.** My boat headed back towards my home marina of *Holland Riverside for afternoon skiing* where we enjoyed **glassy conditions with no other boats in the area** until we were too tired to ski anymore. Rather than simply stopping, we enjoyed *some surfing in the big open channel* as we headed to Bull Frog to fill the boat back up with gas before returning to clean up the boats for the day. Since weather and skiing conditions were top notch, everyone was hoping for some more nice weekends in October and November where we could use the Club Message Board to put together crews for the day and get in a few more runs on the delta before skiing/boarding moves to the mountains where we ski/board on frozen water that becomes snow.

While this was our last event of the year it was a day full of first:

⇒ **New members Lev and his son Nathan and daughter Emma** attended their first BAWSC event and in addition to skiing, successfully got up on a wakeboard and surfboard.



Past Events

October 6: Last Watersports Day of the Season was also a Day of Firsts!

Article & photos by Chris Feduniw, Webmaster and 2019 Board Member

⇒ **Dan England** who is also a **new member** to the club this year was super excited that *after a 30-year break from water skiing* was able to *successfully get up on his new HO Omni Salmon ski*. Dan can't wait until next year to start rippin' some turns on the Delta.



⇒ The final first of the day was the welcome addition of **Pamela and Keith Epstein** who *brought their perfectly maintained '94 MasterCraft ProStar* to a BAWSC event for the first time.

Anyone who has skied behind a **'94 MasterCraft** knows it has **one of the best wakes ever made**.

Unfortunately, this great workhorse started leaking some transmission oil at the end of the day and is now out for repair. Hopefully the damage is minimal, and Pam and Keith will be back on the water soon with their boat.

I would like to *thank my co-chair Darcy* for *helping to put on a great event* and to *Pam/Keith and Jerry* for *bringing their boats* to the event and providing great pulls and coaching for everyone in attendance!

Other Events

California State Boater's Card Class (not associated with BAWSC)

By Larry Ligon, 2019 BAWSC Vice President



(Ages 13+ yrs.)

This information-packed classroom session focuses on [California boating laws and safe power boating guidelines](#). Students will take an open book test at the end of the classroom session, which will fulfill the requirements for the CA Boaters Card application process.

You will receive help navigating through the online application process.

For more information: 925-392-4575

Tidbits

Safety Comes First!

By Debbie DeSousa



Safety Reminder



1. **Skiing:** Never ski without a 3rd.
Never!

2. **Ski:** Do not leave your ski on the swim platform. This can result in your ski being run over by another boat. Your ski will get chopped up and you might get a big bill for the other boat.



3. **Vest:** As of 2001 anyone being pulled by a boat **must wear Coast Guard-approved flotation devise**. *Check the print on the inside of your ski vest to see if your vest is approved.*

Failure to wear a proper vest can result in the boat owner being fined by the Coast Guard.



4. **Ski Rope:** Remember to **use a shock tube** (goes over your rope). This tube will *prevent a rope from snapping back (like a rubber band)* and hitting the boat driver or passenger in the head. *A ski handle can knock your teeth out, wrap around your neck or worse!*

Always be safe!

**THINK SAFE
ACT SAFE
BE SAFE**

Tidbits

How to Use our BAWSC Page on Facebook

By Debbie DeSousa



facebook

We converted our Facebook page to a Group so everyone can have fun posting photos of events and use it as another communications tool. It's also open to the public so they can see our fun photos. We hope this will attract new members. (**Note:** Only approved members can post on our group page). If anyone makes a post that is not ski-related then the admin can remove them.

This is how you can post to our Facebook page.

1. Open a personal Facebook account.
2. Go to Facebook.com groups Bay Area Waterski Club
<https://www.facebook.com/groups/717319205056101/>

To find our group, type Bay Area Waterski Club on the search line (see top of your personal Facebook page). When you find our group then “**Join**” this group (admin must approve you, it might take a few days).

3. Now you can **have fun posting event photos, events, boats & equipment for sale, etc.**
4. If you have a smart phone you can send photos from your phone directly to Facebook. Because there are many phones I cannot tell you how to use your phone here.
5. To post on our Facebook group see **top of the Facebook page** see where it says "Write Something." This is where you type your message. Above it you will see the button for photos/videos and events. The main thing to remember is you will have two accounts:

1. Your personal Facebook account and
2. You will also have an account with our BAWSC Group.

When you post on our BAWSC group page it will appear on **your** personal Facebook wall (**Note:** your friends will **not** see these post). If you want to share any of these posts with family or friends, click “Like” (see below each post). When you click “Like,” the post will appear on **all** your friends’ personal Facebook page. If you click “Share” you can select **one** person to send the post to (instead of **all** your friends).

This is a great tool for sharing and for finding new members!

New BAWSC Sponsor - Badal's H2O Ski Center

By Larry Ligon

Badal's H2O Ski Center

925-997-9914

e-mail skibadal@aol.com

Greg Badal, our annual Slalom Ski Clinic coach, has graciously agreed to join us as a BAWSC sponsor.

BAWSC members will get a 20% discount on the complete **HO Sports** family of water sports products, ranging from slalom skis (Syndicate), boots, gloves and **Accurate** brand handles/ropes to **Hyperlite** wakeboards.

The discount also applies to **Eagle Sports** wetsuits, ski vests and super-flexible neoprene heater shirts. Or, if you are in the market for a ski or wakeboard boat, Greg sells **Master Craft** boats.

Check out www.eaglesports.com and email Greg if you're interested in purchasing any of the items!

Greg, as a nationally top ranked skier, record holder and coach can provide club members *unmatched expertise* on the selection and demo (*on his private lake*) of slalom skis & accessories for your individual needs.

Contact Greg:

925-997-9914

email: skibadal@aol.com



Ad: Seeking: BAWSC flickr Photo Editor
*** Collect/Organize BAWSC Pics ***



Seeking BAWSC flickr Photo Editor

*For more information, contact: Lynette Wong,
lynette.wong25@gmail.com*

RESPONSIBILITIES:

- Download photos from facebook keeping date and notes from originator.
- Collect photos directly from people and have them send the photos via email in a compressed format that is common.
- After downloading photos, post to flickr



Ad: Michelle Paxton, Guild Mortgage Company



Your Home Mortgage Advisor

**I care about your short and long-term goals.
Let me help you:**

- ▶ Purchase any property
- ▶ Refinance to save money, get rid of your PMI, mortgage insurance.
- ▶ Take cash out to pay off debt or purchase another property
- ▶ Find the loan that fits your life today and tomorrow.

Home loans are all we do. We have every type of loan.

Michelle Paxton

Mortgage Loan Officer

D: 408.891.0090

mpaxton@guildmortgage.net

Apply Online at guildmortgage.com/michellepaxton




Guild Mortgage Company is an Equal Housing Lender; NMLS #3274. Michelle Paxton NMLS #831343.
Licensed by the Department of Business Oversight under the California Residential Mortgage Lending Act. (18-1399)

Blowing Out the Candles in . . .



Wishing all a very



Steve Garemani, 10/1

Lynette Wong, 10/1

Michelle Paxton, 10/8

Susan Schmidt, 10/15

Blowing Out the Candles in . . .



Wishing all a very




Ian Pegg, 11/9

John Stevens, 11/10

Michael Morgan, 11/12

Lee-Ann Kennedy, 11/21



2019 BAWSC Calendar of Events

Dates/Locations subject to change

*Member-only Events

Start Date	End Date	Event name	Location	Event Chair	Co-Chair
Thu 3/7	Sun 3/10	Sacramento Boat Show	Cal Expo Sacramento	Club Sponsor Event	
Sat 4/6	Sat 4/6	BAWSC Day Hike & Picnic	Brushy Peak Regional Preserve	Chris Feduniw	
Sat 4/13	Sat 4/13	BAWSC Spring Social/Gen. Mtg	Susan & Karl's House Livermore	Karl Smith	Susan Schmidt
Sat 5/11	Sat 5/11	BAWSC Season Opener, Lunch & General Meeting	Lohse Home Discovery Bay	Kathy Brewington	Lynette Wong
Sat 5/18	Sat 5/18	BAWSC Boat Driver and Crew Clinic	Ligon Home Discovery Bay	Larry Ligon	Gwen Cauthren
Sun 5/19	Sun 5/19	1st BAWSC Water Sports Day of the Season! < cancelled >	Orwood Marina	David Victor Club Sponsor Event	Mark Frazier
Fri 6/7	Sun 6/9	Discovery Bay Boat Show	Discovery Bay Marina		
Sat 6/15	Sat 6/15	BAWSC - Water Ski Skill-Building	Discovery Bay	Darcy Murray	Eric Johnson
Fri 6/21	Fri 6/21	Slalom Ski Clinic	Diablo Shores Ski Lake, Brentwood	Larry Ligon	Gwen Cauthren
Sat 6/22	Sat 6/22	BAWSC Wakeboard/Wake Surf Skill-Building < canceled >	Orwood Resort	Lynette Wong	Mark Frazier
Sun 7/14	Sun 7/14	BAWSC Water Sports Day	Orwood Resort	Kathy Brewington	Eric Johnson
Sat 7/20	Sat 7/20	BAWSC Water Sports Day	Rivers End	Karl Smith	Susan Schmidt
Sat 7/27	Sat 7/27	* Board Meeting, Lunch & SKI Day (Board Members only)	Ligon Home Disco Bay		
Fri 8/2	Sun 8/4	BAWSC Camp & Watersports Weekend	Turner Cut	Karl Smith	Kathy Brewington
Sat 8/10	Sat 8/10	BAWSC Water Sports Day	Orwood Resort	Lynette Wong	Kristin Thornquist
Sat 8/24	Sat 8/24	BAWSC Water Sports Day	Delta - TBD	Darcy Murray	Joel Shatz
Fri 9/6	Sun 9/8	California ProAm Slalom Ski Tournament	Diablo Shores Ski Lake, Brentwood	Larry Ligon	

Continued on next page

2019 BAWSC Calendar of Events (con't)

Dates/Locations subject to change

Events will be posted on Club website calendar once Event Chairs finalize event details

***Member-only Events**

Start Date	End Date	Event name	Location	Event Chair	Co-Chair
Sat 9/14	Sat 9/14	BAWSC Water Sports Day	Orwood Resort	Lynette Wong	Tracy Fallon
Fri 9/27	Sun 9/29	Water Sports Weekend Copperopolis	Casa Copperopolis	Jerry Baxter	Lynette Wong
Tue 10/1	Thu 10/31	BAWSC Officer Elections	On-Line Voting	Larry Ligon	
Sun 10/6	Sun 10/6	Last BAWSC Water Sports Day * Canceled. Included in	Orwood Resort & Marina	Chris Feduniw	Darcy Murray
Sun 10/13	Sun 10/13	Holiday Party Volunteer Appreciation Party (by invite only)	Delta - TBD		
Sat 12/14	Sat 12/14	BAWSC Holiday Party	Feduniw home, Livermore	Karl Smith	Susan Schmidt

Continued on next page

BAWSC On-line Membership Application

By Larry Ligon

If you need help you may click on “**Help/FAQ, How To’s, Member/Non-member Subscription & Forms**” in the lower left hand corner of the navigation bar on the Web site’s Home Page or don't hesitate to contact our membership chair **Gwen Cauthren** at 707-322-1157 or e-mail at gwen_cauthren@sbcglobal.net or our webmaster **Chris Feduniw** at 925-413-3421 for assistance.

-The BAWSC website address is: www.bawsc.org

-Your **user-id** for the website is always your e-mail address.

Step 1. Create or reset your password:

A) Go to the new website www.bawsc.org & click on the “**Forgot Password**” link in the upper right hand corner of the home page and enter your e-mail address in the “**e-mail (user-id)**” field and then the six digit anti-spam characters into the “**code**” field and finally click on the “**Submit**” button which will then send an e-mail to that address with a link to create or reset your password.

B) Open the e-mail and click on the e-mail link and enter & confirm your chosen password then click “**Submit**”.

(Note: The first time you actually log into the new site you will be asked by [Wild Apricot](#) to accept their use policy.)

Step 2. Initiate your new-member on-line application:

*Note: BAWSC offers members the option to include one significant other as a co-member under one membership fee called a “**Membership Bundle***”. Dependents under 12 years of age can also be added to your membership at no additional cost. Dependents aged 12-18 can be added to your membership for a small additional fee each year. Children over 18 and not living at home will have their own unique membership.*

A) Click on the “**Become A BAWSC Member (New [member application](#) Only)**” link found in the left hand navigation bar on the web site home page www.bawsc.org.

B) Fill-out the requested information for yourself

*Note: If you will be adding a co-member/membership bundle to your account you will do this after you initiate the membership application and your account has been activated.**

C) Make sure you click on the “**[I ACCEPT I HAVE READ THE WAIVER AND RELEASE](#)**” link to read the club waiver and then click on the check box to accept.

D) If you will be adding dependents to your account beyond a single co-member, you will enter them in the “Additional Information” area of the Membership form. For each dependent you have between 12 to 18 please check the box for each person. If you have any dependents under 12 you want to associate with your membership enter the total number of children under 12 in the “Number of Children Under 12” field.

BAWSC On-line Membership Application (con't)

By Larry Ligon

- E) If you are a **boat owner**, please enter in the information requested for your boat and **send proof of insurance** as requested on the form to the Membership Chair.
- F) Enter what water-sports you and your dependents participate in.
- G) Click “**Next**” to review your completed membership form and Total Membership Fees that will be owed.
- H) If everything looks correct, click on the “**Confirm and Proceed with Payment**” button to initiate your registration. *This step will automatically send a confirmation e-mail titled “Membership initiated at Bay Area Water Ski Club” to you.*
- I) Check your e-mail for that confirmation that your account has been successfully initiated and an invoice with instructions how to submit your membership dues payment.

Step 3. Send your membership dues to the Membership Chair (*payable to BAWSC*):

To: BAWSC
c/o Gwen Cauthren
4835 Cottsberry Ct.
Santa Rosa, Ca. 95405

Step 4. Complete your membership application/setup (*ONLY after receipt of dues payment*):

*Once your membership dues have been received, you will get an e-mail confirmation from the BAWSC Membership Chair verifying your account is active, at which time you can then complete your membership application & setup by choosing your **privacy** and **e-mail subscriptions** as well as set-up yourself as a Bundle Administrator to **add a co-member** to your account bundle.*

- A) Log onto the web site with your e-mail (user-id) and password. www.bawsc.org
- B) Click “**View Profile**” in the upper right hand corner of the home page.
- C) Click “**Edit profile**”
- D) Review and modify your **privacy settings**, click “**Privacy**” and edit any field you don't want visible to other BAWSC members and then click “**Save**”.
- E) **To insure you are subscribed** to receive e-mail notifications from the *forum based message boards* when someone posts they are looking for a pull, crew, etc.
 - a) Click on “**Members Only Content**” link found on the left hand navigation bar
 - b) Click on “**Member Forums**”

BAWSC On-line Membership Application (con't)

By Larry Ligon

c) In the **Message Board** forums' section, individually click on each forum you want to receive e-mail (e.g. –“Looking for a Car Pool, Crew or a Pull”) and *individually* click on each forum's “**Subscribe to Forum**” link.

d) Then go back to the **Home Page** and click on “**View Profile**” again, click “**Edit profile**” and click “**e-mail subscriptions**” and adjust how you want to receive e-mails; *immediately, daily or weekly* when someone posts to the forum. The default is daily. **CLICK “Save”** at the very bottom of the “**Edit Profile**” page and you are done.

F) **Setup a Co-Member Bundle***

Each paid member is allowed to add a spouse/ significant other to their account as a “Bundled” co-member. The following steps can be performed to add another person to your account once your membership fee has been received and your account has been activated by the Membership Chair.

a) Log into the web site with your e-mail (user-id) and password. www.bawsc.org

b) Click on the “**View Profile**” button found in the upper right hand corner of the home page

c) In the “My profile” screen scroll down to the “Bundle summary” section and then click “**Add member**”

d) You will then be presented with the membership application page where you will then fill out the form on behalf of your co-member.

e) Click “**SAVE**” and the co-member will be added to your account and they will receive their user-id (their e-mail address) and password setup link at the e-mail address you entered on the form. You will become the “**Bundle Administrator***” for your bundled co-member.

CONGRATULATIONS, YOU HAVE COMPLETED YOUR BAWSC MEMBERSHIP APPLICATION AND SETUP. We look forward to you joining us at BAWSC Events.

Note: If you receive an error message when clicking “SAVE” that states “This e-mail is already in use” you will then need to contact the BAWSC Membership Chair listed on the [Contacts](#) Page to manually associate that e-mail address with your account as Wild Apricot currently does not allow a member to add an existing Contact or Member to their bundle themselves. A member can only add a new Contact or new Member to their account themselves.

**The way Wild Apricot handles multiple people under one membership is called a [Membership Bundle](#). A membership bundle is a group of members who are linked together and managed by one of their members – the bundle administrator. Bundle members share the same renewal date, status, and membership level. You can learn more about bundles including a short, how-to video at: <http://help.wildapricot.com/display/DOC/Membership+bundles>*